

Home Link Help: Measuring


Grade 1, Home Link 4-2

Measuring begins with using non-standard units like hands, feet, or paper clips. Measuring in non-standard units first and making measurement comparisons with these units provides some understanding of why standard units are necessary.


Help with Home Link Problems

- There are some common errors your child might make while learning how to measure. Measuring carefully means:


- leaving no gaps or spaces between units
- The distance between sticks is NOT 3 hearts.



- not overlapping the units
- The distance between sticks is NOT 3 hearts.



- measuring across the object in the straightest line possible.
- The distance between sticks is NOT 3 hearts.



- The distance between these sticks IS 3 hearts.



- Note that your child may have to make an estimate of the closest whole number of hand spans. For example, if the bed is almost, but not quite seven hand spans across, it is okay to list “7” as the answer.

Extra Practice Ideas

Have your child measure various objects around the house with hand spans.